


Observation Sheet

Depending on the size of your facility, choose a small section to organize to 5S Standards. Walk this area, noting the areas that need to be kept clear. Draw the footprints of shelves, racks, support poles, machinery and door swing areas. Note any common traffic patterns and brainstorm new, more efficient pedestrian patterns as well.

Area: _____




5S Equipment Inventory











Fire Extinguishers:	_____	Safety Data Sheet Kits	_____
Electrical Panels:	_____	Door Swings:	_____
Eye Wash Stations:	_____	2" Superior Mark® Tape Rolls:	_____
AED Kits:	_____	2" Superior Mark® Corners:	_____
First Aid Kits	_____	2" Superior Mark® Hazard Tape:	_____

Takeoff Sheet











In the grid below, sketch out the floor markings in the area. This will be used for your maintenance inspections.



Standard Floor Tape Color Codes

-  Alerts people to fire safety equipment, exit routes, or v such as containers of flammable liquids.
-  Caution for parts of machinery or energized equipment.
-  Internal Objects such as machines, benches, incoming racks, jigs and carts.
-  Generally used to mark aisle ways and cell area division.
-  Marks the location of safety equipment such as first aid stations, and AED stations.
-  Usually addresses PPE requirements, eye wash stations, and spillage showers.
-  Bring attention to special areas with potential hazards like electrical panels.
-  Marks robotic passageways.
-  Marks dead ends of passageways.
-  Used to mark vehicle and machinery repair areas.

Floor Plan Marking Legend


-  Fire Extinguisher Kit
-  Electrical Panels Kit
-  Eye Wash Stations Kit
-  AED Kit
-  First Aid Kit
-  Safety Data Sheet Kit
-  Door Swing
-  2" Superior Mark® Tape
-  2" Superior Mark® Corner
-  2" Superior Mark® Hazard Stripe Tape

Products List



Door Swings - OSHA Code: 29 CFR 1910.36(e)(2) The door that connects any room to an exit route must swing out in the direction of exit travel if the room is designed to be occupied by more than 50 people or if the room is a high hazard area (i.e., contains contents that are likely to burn with extreme rapidity or explode).

SKU	Item	Qty.
RFS1268	Door Swing Floor Sign - 24" - Rubber	
RFS1269	Door Swing Floor Sign - 32" - Rubber	
RFS1270	Door Swing Floor Sign - 36" - Rubber	
RFS1271	Door Swing Floor Sign - Right Swing - "48 - Rubber	
RFS1272	Door Swing Floor Sign - Left Swing - "48 - Rubber	




Electrical Panel Kit - OSHA Code: 1910.303(g)(1)(ii) Working space required by this standard may not be used for storage. When normally enclosed live parts are exposed for inspection or servicing, the working space, if in a passageway or general open space, shall be suitably guarded.

SKU	Item	Qty.
IN-40-929	Electrical Panel Floor Marking Kit - Incl. 3 pc. Border (2") and 17.5 Rubber Sign	




Fire Extinguisher Kit - OSHA Code: 1910.303(g)(1)(ii) Working space required by this standard may not be used for storage. When normally enclosed live parts are exposed for inspection or servicing, the working space, if in a passageway or general open space, shall be suitably guarded.

SKU	Item	Qty.
IN-40-941	Fire Extinguisher Floor Marking Kit - Incl. 3 pc. Red Bkgd/White Border (2") and 17.5" Rubber Sign	



Eye Wash Kit - OSHA Code: 1910.303(g)(1)(ii) Working space required by this standard may not be used for storage. When normally enclosed live parts are exposed for inspection or servicing, the working space, if in a passageway or general open space, shall be suitably guarded.

SKU	Item	Qty.
IN-40-943	Eye Wash Floor Marking Kit - Incl. 3 pc. White Bkgd/Blue Border (2") and 17.5" Rubber Sign	



AED Kit - OSHA Code: 1910.303(g)(1)(ii) Working space required by this standard may not be used for storage. When normally enclosed live parts are exposed for inspection or servicing, the working space, if in a passageway or general open space, shall be suitably guarded.

SKU	Item	Qty.
IN-40-943	AED Floor Marking Kit - Incl. 3 pc. Green Bkgd/White Border (2") and 17.5" Rubber Sign	



First Aid Kit - OSHA Code: 1910.303(g)(1)(ii) Working space required by this standard may not be used for storage. When normally enclosed live parts are exposed for inspection or servicing, the working space, if in a passageway or general open space, shall be suitably guarded.


SKU	Item	Qty.
IN-40-945	First Aid Floor Marking Kit - Incl. 3 pc. Green Bkgd/White Border (2") and 17.5" Rubber Sign	



Safety Data Sheet Kit - OSHA Code: 1910.303(g)(1)(ii) Working space required by this standard may not be used for storage. When normally enclosed live parts are exposed for inspection or servicing, the working space, if in a passageway or general open space, shall be suitably guarded.


SKU	Item	Qty.
IN-40-939	SDS Floor Marking Kit - Incl. 3 pc. Yellow Bkgd/Black Border (2") and 17.5" Rubber Sign	

Products List



L-Marker

SKU	Item	Qty.
IN-40-507	SM L Marker - 2"-Yellow -6" x 6"	
IN-40-508	SM L Marker - 2"-White -6" x 6"	
IN-40-509	SM L Marker - 2"-Red -6" x 6"	
IN-40-510	SM L Marker - 2"-Blue -6" x 6"	
IN-40-511	SM L Marker - 2"-Green -6" x 6"	
IN-40-512	SM L Marker - 2"-Orange -6" x 6"	
IN-40-513	SM L Marker - 2"-Black -6" x 6"	




L-Marker


SKU	Item	Qty.
IN-40-515	SM L Marker - 2"-Black/white Contrast - 6" x 6"	
IN-40-519	SM L Marker - 2"-Blue/white Contrast - 6" x 6"	
IN-40-269I	SM L Marker - 4" - Yellow - 8" x 8"	
IN-40-270I	SM L Marker - 4" - White - 8" x 8"	
IN-40-271I	SM L Marker - 4" - Red - 8" x 8"	
IN-40-272I	SM L Marker - 4" - Blue - 8" x 8"	
IN-40-273I	SM L Marker - 4" - Green - 8" x 8"	
IN-40-274I	SM L Marker - 4" - Orange - 8" x 8"	
IN-40-700I	SM L Marker - 4" - Black - 8" x 8"	
IN-50-505	SM L Marker - 4"-Black/white Hazard Stripe -8" x 8"	
IN-50-506	SM L Marker - 4"-Black/Yellow Hazard Stripe -8" x 8"	

Products List


Superior Mark™ Tape



SKU	Item	Qty.
IN-40-201I	SM Floor Tape - 2" x 100' Yellow	
IN-40-203I	SM Floor Tape - 2" x 100' White	
IN-40-205I	SM Floor Tape - 2" x 100' Red	
IN-40-207I	SM Floor Tape - 2" x 100' Blue	
IN-40-209I	SM Floor Tape - 2" x 100' Green	
IN-40-211I	SM Floor Tape - 2" x 100' Orange	
IN-40-213I	SM Floor Tape - 2" x 100' Black	
IN-40-225I	SM Floor Tape - 2" x 100' Clear	
IN-40-191I	SM Floor Tape - 2" x 100' Grey	



SKU	Item	Qty.
IN-50-215I	SM Floor Tape - 2" x 100' Black/Yellow Hazard Stripe	
IN-50-218I	SM Floor Tape - 2" x 100' Black/Orange Hazard Stripe	



SKU	Item	Qty.
IN-40-200I	SM Floor Tape - 4" x 100' Yellow	
IN-40-202I	SM Floor Tape - 4" x 100' White	
IN-40-206I	SM Floor Tape - 4" x 100' Blue	
IN-40-208I	SM Floor Tape - 4" x 100' Green	
IN-40-210I	SM Floor Tape - 4" x 100' Orange	
IN-40-212I	SM Floor Tape - 4" x 100' Black	
IN-40-226I	SM Floor Tape - 4" x 100' Clear	
IN-40-192I	SM Floor Tape - 4" x 100' Grey	



SKU	Item	Qty.
IN-50-210I	SM Floor Tape - 4" x 100' Black/Yellow Hazard Stripe	
IN-50-219I	SM Floor Tape - 4" x 100' Black/Orange Hazard Stripe	

Products List (Recommended Items)



Trash Can Sign - OSHA Code: 1910.145(a)(1) These specifications apply to the design, application, and use of signs or symbols (as included in paragraphs (c) through (e) of this section) intended to indicate and, insofar as possible, to define specific hazards of a nature such that failure to designate them may lead to accidental injury to workers or the public, or both, or to property damage. These specifications are intended to cover all safety signs except those designed for streets, highways, and railroads. These specifications do not apply to plant bulletin boards or to safety posters.

SKU	Item	Qty.
RFS0347	Trash Can Floor Sign - Rubber - 17.5"	



Fire Exit Sign - OSHA Code: 1910.145(a)(1) These specifications apply to the design, application, and use of signs or symbols (as included in paragraphs (c) through (e) of this section) intended to indicate and, insofar as possible, to define specific hazards of a nature such that failure to designate them may lead to accidental injury to workers or the public, or both, or to property damage. These specifications are intended to cover all safety signs except those designed for streets, highways, and railroads. These specifications do not apply to plant bulletin boards or to safety posters.

SKU	Item	Qty.
RFS0612	Fire Exit Floor Sign - 'Keep Clear Do Not Block' - Rubber - 17.5"	



One Way Superior Mark® Arrow - OSHA Code: 1910.145(a)(1) These specifications apply to the design, application, and use of signs or symbols (as included in paragraphs (c) through (e) of this section) intended to indicate and, insofar as possible, to define specific hazards of a nature such that failure to designate them may lead to accidental injury to workers or the public, or both, or to property damage. These specifications are intended to cover all safety signs except those designed for streets, highways, and railroads. These specifications do not apply to plant bulletin boards or to safety posters.

SKU	Item	Qty.
IN-40-994	Exit Here - One Way - Directional Superior Mark® Arrow Kit - Red	



Superior Mark® Pedestrian Walkway Tape - OSHA Code: 1910.145(a)(1) These specifications apply to the design, application, and use of signs or symbols (as included in paragraphs (c) through (e) of this section) intended to indicate and, insofar as possible, to define specific hazards of a nature such that failure to designate them may lead to accidental injury to workers or the public, or both, or to property damage. These specifications are intended to cover all safety signs except those designed for streets, highways, and railroads. These specifications do not apply to plant bulletin boards or to safety posters.

SKU	Item	Qty.
IN-50-6271	Eye Wash Floor Marking Kit - Incl. 3 pc. White Bkgd/Blue Border (2") and 17.5" Rubber Sign	



Stop Sign - OSHA Code: 1910.145(a)(1) These specifications apply to the design, application, and use of signs or symbols (as included in paragraphs (c) through (e) of this section) intended to indicate and, insofar as possible, to define specific hazards of a nature such that failure to designate them may lead to accidental injury to workers or the public, or both, or to property damage. These specifications are intended to cover all safety signs except those designed for streets, highways, and railroads. These specifications do not apply to plant bulletin boards or to safety posters.

SKU	Item	Qty.
RFS1002	Superior Mark® Repeating Message Floor Tape - "PEDESTRIAN WALKWAY"	



Caution Forklift Traffic Sign - OSHA Code: 1910.145(a)(1) These specifications apply to the design, application, and use of signs or symbols (as included in paragraphs (c) through (e) of this section) intended to indicate and, insofar as possible, to define specific hazards of a nature such that failure to designate them may lead to accidental injury to workers or the public, or both, or to property damage. These specifications are intended to cover all safety signs except those designed for streets, highways, and railroads. These specifications do not apply to plant bulletin boards or to safety posters.

SKU	Item	Qty.
RFS0602	Caution Forklift Traffic Floor Sign - Rubber - 17.5"	



Superior Mark® Pedestrian Walkway Sign - OSHA Code: 1910.145(a)(1) These specifications apply to the design, application, and use of signs or symbols (as included in paragraphs (c) through (e) of this section) intended to indicate and, insofar as possible, to define specific hazards of a nature such that failure to designate them may lead to accidental injury to workers or the public, or both, or to property damage. These specifications are intended to cover all safety signs except those designed for streets, highways, and railroads. These specifications do not apply to plant bulletin boards or to safety posters.

SKU	Item	Qty.
SMFS1126	Pedestrian Walkway Floor Sign - Green Bkgd/White Text/Diamond Pedestrian Crossing Symbol	



Beveled Guard

SKU	Item	Qty.
FSIG-PROTECT-17	Beveled Guard - Floor Sign Protector - Fits 17.5" Floor Signs	


Installation Sheet

Use this sheet to sketch specific install areas or your entire facility. Divide up sections for individual installation teams as you see fit. Fill out the materials to make sure your team has what they need to get the job completed.

Area: _____

Date: ___ / ___ / ___

Supervisor: _____



Removal/Prep/Install	Bill of Materials
----------------------	-------------------

No. of People: _____	_____ ea.
Labor (man-hours): _____	_____ ea.
Avg. Rate \$: _____	_____ ea.
Misc. Cost: _____	_____ ea.
	_____ ea.
	_____ ea.
	_____ ea.
	_____ ea.

Maintenance Sheet

Use this sheet to sketch areas containing damaged floor markings along the type of damage. Use a highlighter to indicate the location of damaged items needed for repair. Make a notation of the type of damage using the legend on the right side of the sheet.

Area: _____

Date: ___/___/___

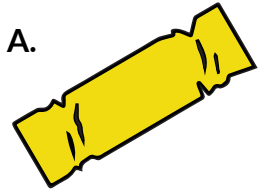
Supervisor: _____

Highlight the areas below where your markings are damaged. Use A, B, or C to indicate damage type.

Damage Types:


Edge Damage

A.



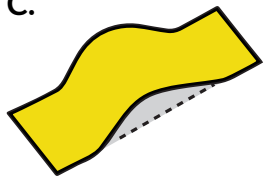
Twisting Damage

B.



Adhesion Failure

C.



Tape with little to no damage can safely remain installed.

Tape with at least 25% damage of any type should be replaced.

Repair Costs

Amount Replaced

No. of People: _____ ea.

Labor (man-hours): _____ ea.

Avg. Rate \$: _____ ea.

Misc Cost: _____ ea.

Damage Summary Sheet

Complete this information sheet to keep record of when, where and what types of damage has occurred in your facility and cost incurred. It is important to analyze over time to see how and why damage is happening, albeit, installation issues, traffic pattern wear, etc.

Area: _____

Date: _____

Replacements

Cause

Repair Cost: _____

Time Spent: _____

Date: _____

Replacements

Cause

Repair Cost: _____

Time Spent: _____

Date: _____

Replacements

Cause

Repair Cost: _____

Time Spent: _____

Totals

Material Cost: _____

Days in Service: _____

Avg. Replacement Cost: _____

Avg. Life of Tape: _____