


# Superior Mark™ Corner Markers

Available in seven colors and two sizes:



2" x 2" x 6" | SKU: **IN-40-509**

4" x 8" x 8" | SKU: **IN-40-271I**



2" x 2" x 6" | SKU: **IN-40-512**

4" x 8" x 8" | SKU: **IN-40-274I**




2" x 2" x 6" | SKU: **IN-40-507**

4" x 8" x 8" | SKU: **IN-40-269I**



2" x 2" x 6" | SKU: **IN-40-510**

4" x 8" x 8" | SKU: **IN-40-272I**



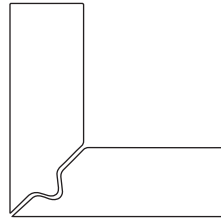
2" x 2" x 6" | SKU: **IN-40-511**

4" x 8" x 8" | SKU: **IN-40-273I**



2" x 2" x 6" | SKU: **IN-40-513**

4" x 8" x 8" | SKU: **IN-40-700I**



2" x 2" x 6" | SKU: **IN-40-508**

4" x 8" x 8" | SKU: **IN-40-270I**

Also available in hazard stripe, checkered board and contrast.



Puzzle-cut corners for a fully beveled corner joint.



Hangover release liner means installation takes just seconds.



Made with Superior Mark™ **patented** marking tape, which features beveled edges and a recessed adhesive for maximum durability.